

HUGE Your Partner
in Prosthetic
Dentistry

CLINICAL SOLUTION

Redefine the fully-modernized dental clinics.

HUGE

www.hugedental.com



Shandong Huge Dental Material Corporation

Add / No. 68 Shanhai Road, Donggang District, Rizhao City, Shandong Province,
276800, P.R. China.

Tel / +86 (633) 2277268 marketing@hugedental.com www.hugedental.com

[Facebook](#) Huge Dental

[Instagram](#) Huge Dental

[Youtube](#) Huge Dental



Company Profile

HUGE Dental, Shandong Huge Dental Material Corporations, integrates R&D, manufacturing, and sales of dental products and services. Founded in 2006 in Rizhao Shandong China, as of 2021 there are three R&D centers functioning independently in Beijing, Qingdao, and Rizhao.

Implementing strict QC standards for the dental industry, HUGE Dental has passed the CE(EU), FDA(USA), MDL(Canada), ISO13485 and other quality system certifications and product registrations. Its products have been exported to nearly 100 countries/ regions all over the world.

HUGE Dental will continue to take independent innovation as the core motivity, to provide customers with integrated dental solutions. HUGE Dental has been committed to becoming one of the most influential dental medical brands in the world.

FDA CE

Certified

700+

Employees

10,000m²

Manufacturing and
research plant

100+

Sale Countries

50,000,000+

Product Users



Company History

2006

Established in Shandong, China

2006-2010

HUGE Dental was dedicated to high-quality dental material R&D, and the CAD/CAM molding center was established. 8 series of teeth with different mould design that can be applied to all races worldwide were launched.

2011-2016

One of the most advanced Glass Ionomer Cement material research and development laboratories in China was established. Many newer dental products such as PMMA BLOCK, Zirconia Block, Light Curing Tray, PERFIT Elastomeric Impression were launched.

2017-2020

HUGE R&D Center was created. Invisible Orthodontic Solution was launched. Many more new products for adhesive, direct restorations and indirect restorations are to be launched. VinciSmile Group LLC was founded in California, USA.

2021-2023

The manufacturing and operation center of HUGE Dental Rizhao Park has been fully built in 2022, with a total area of 31,000 square meters. The Zirconia GM-3D, Flexible Block, A-Silicone for Laboratory, Gingiva Elite Kit, Aesthetic restoration series including TrusFIL Universal Composite Restorative and Light Cure Veneer Cement, as well as Cavity Prevention solution were launched.

2024 till Now

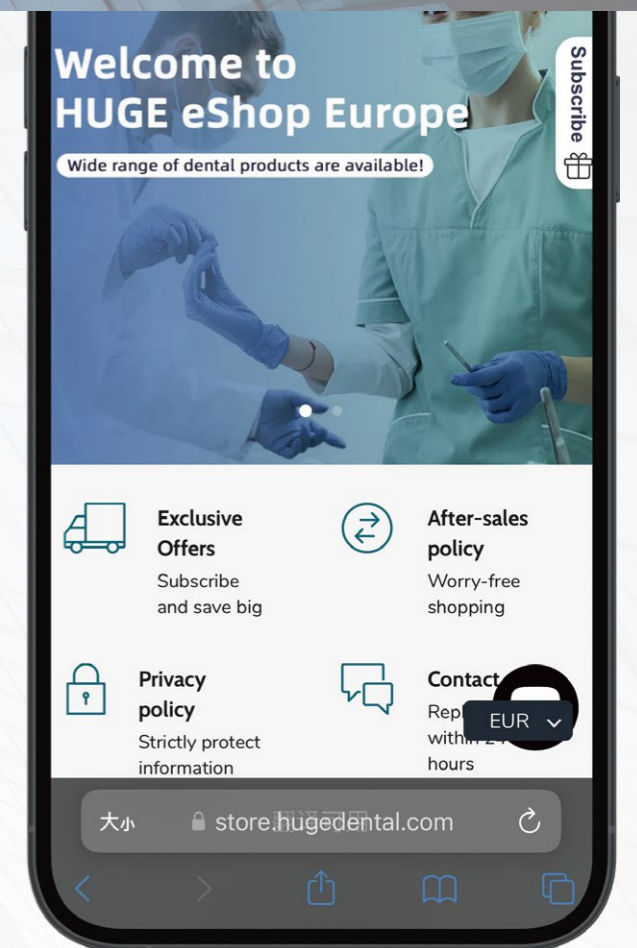
Since 2024, HUGE Dental has launched a comprehensive range of digital dental equipment, offering a one-stop solution for digital dental labs and chairside applications. Our product lineup includes: Nobil-3D Printing System, NOBILCAM-5X Milling System, MM-4D Zirconia Block, TrusFIL X-Blend Universal Composite Restorative. These cutting-edge technologies provide dental professionals with enhanced efficiency and precision in their work.

HUGE E-shop is Live!

E-Shop Europe:

store.hugedental.com

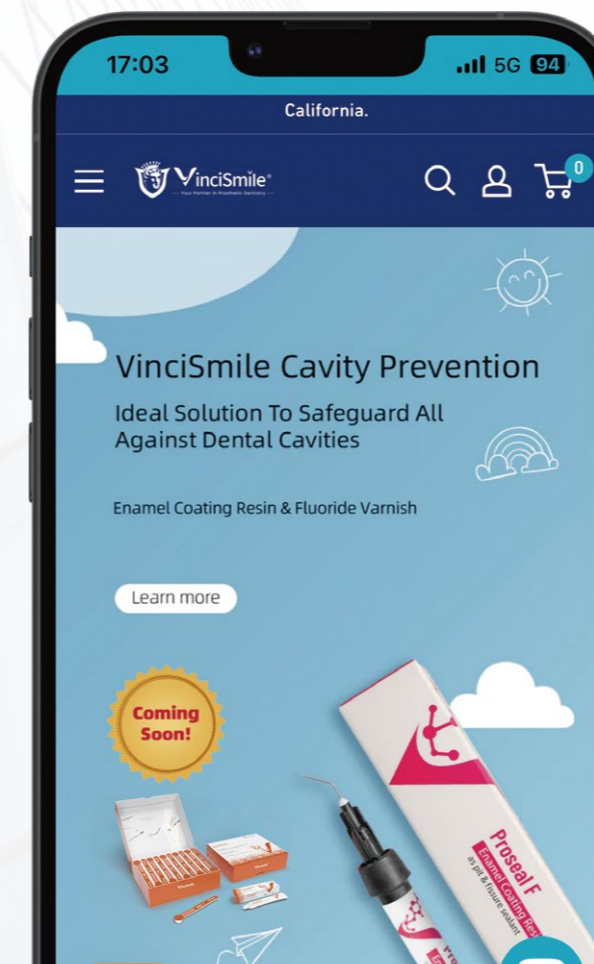
- Multi language
- Wide range of dental products
- Exclusive Offers



E-Shop USA & Canada:


store.vincismile.com

- Special Offer
- Loyalty Points and Rewards
- Fast Shipping



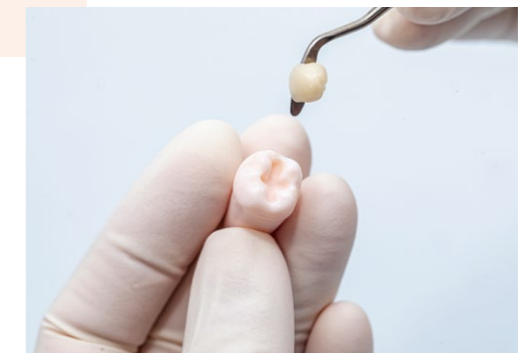


HUGE All-In-One Clinical Solutions



As an innovator and reliable clinical solution provider, HUGE is committed to offering fully aligned clinical product systems work together leading to complete solutions, speeding up your path to practice success.

HUGE provides comprehensive clinical solutions, including TopCEM indirect restorative solutions, TrusFIL direct aesthetic restorative solutions, TopCEM veneer aesthetic solutions, implant restorative solutions, and VinciSmile orthodontic solutions. State-of-the-art materials, tools, and techniques which are all included in clinical solutions, result in streamlined procedures, enhanced practice efficiency and better treatment results, which in turn increase patient satisfaction and bring you to dental success.





> Invisible Orthodontic Solution

- Digital Invisible Orthodontic Solution 03

> Dental Restorative Materials

01 Pre-treatment

- HugeBond Universal FliPro Light Cure Dental Adhesive 09
- P-Etchant Phosphoric Acid Etching Gel 11
- HF-Etchant Hydrofluoric Acid Etching Gel 12
- TopCEM Ceramic Primer Ceramic Coupling Agent 13

02 Dental Cements

- TopCEM Dual Cure Resin Cement 15
- TopCEM Elite System-Universal Adhesive Cementation Solution 17
- TopCEM-Veneer Light Cure Veneer Cement 19
- TopCEM Veneer System-Veneer Cementation Solution 21
- TopCEM RMGI Resin Modified Glass Ionomer Cement-Luting 23
- TopCEM Vigor SA Self Adhesive Resin Cement 25

03 Dental Composite Restorative

- TrusFIL Universal Composite Restorative 27
- TrusFIL-Flow Flowable Composite Restorative 29
- TrusFIL X-Blend Universal Composite Restorative 31
- TrusFIL Restoration System-Universal Composite Restoration Solution 33

04 Core Build-up

- UltraCore Core Build-up Material 35

05 Cavity Prevention

- Proseal F Enamel Coating Resin 37
- Pro Shield Flour Protector 39
- Pediatric Dental Solution 41

> Dental Impression Materials

- PERFIT Putty 45
- PERFIT Heavy Body 47
- PERFIT Regular Body 49
- PERFIT Light Body 51
- Impression Kit 55
- PERFIT A-Silicone for Bite Registration 57
- Soft Denture Relining Materials 59
- PERFIT Tray Adhesive 61

> Glass Ionomer Cement

- Glass Ionomer Cement Luting I 75
- Glass Ionomer Cement Filling I 77
- Glass Ionomer Cement LuFill HS 79
- Glass Ionomer Cement Capsule 81

> Intraoral Scanner

- Intraoral Scanner 73

Your partner in
prosthetic dentistry



ORTHODONTIC APPLIANCE

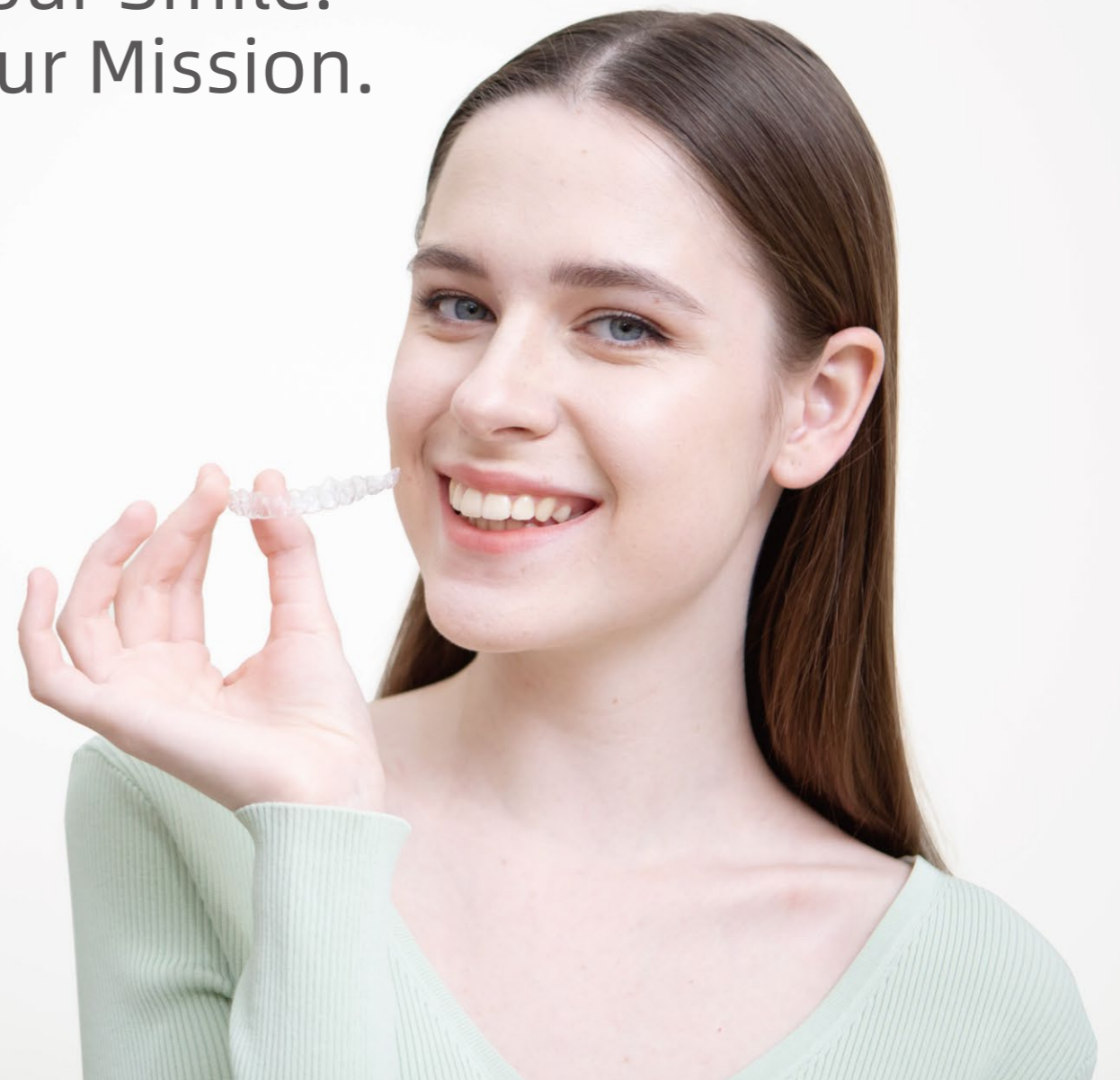


Why VinciSmile Clear Aligner?

- 01 Innovative Double-Aligner System**
To ensure the ideal treatment outcomes, VinciSmile takes the soft aligner to start gently and uses the thicker aligner to control dental root movement precisely.
- 02 Wide Range of Treatable Cases**
Suitable to correct various malocclusions from mild to complicated cases.
- 03 Expert Orthodontist-Led Team**
Designed by the expert VinciSmile orthodontist-led team with scientific and accurate tooth movement, the 3D plan satisfies the requests from doctors and patients.
- 04 Intelligent Software & System**
Self-built system and portal providing the ortho system & dealer system. Convenient multi-interface 3D viewers, including Web, Studio, and APP. Intelligent 3D treatment plan sharing-link function, conducive to effective communication.

- 05 Short Turnaround Time**
VinciSmile pursues the high-efficient 1+4 mode, 1 day for 3D plan design, and 4 days for aligner fabrication.
- 06 Professional Training Supports**
Online and offline training courses offered to doctors for exploring and developing their potential in better medical practice.

Your Smile.
Our Mission.



VinciSmile® Classic

Supported by HUGE professional orthodontist team, HUGE Classic aligners are made of the high-quality biomedical polymer material to give the new smiles.



VinciSmile® Premium

With a soft aligner and a hard aligner for each step, HUGE Premium helps speed up complex tooth movement, even more comfortable.



VinciRetainer

Make the teeth retain their proper alignment, keeping the teeth at the ideal position, minimising any relapse.





Self-developed Intelligent Software

Leveraging research from the National University of Singapore and the Singapore Bioimaging Center, our software benefits from highlighted features to enhance treatment precision.



Multi Language

Available in English, Spanish, and Japanese.



Ceph System

Incorporates 57 landmarks, 125 measurement items, and 14 analysis method.



Quick Demo

Quickly generates simulated results of intra-oral models after treatment.



Case Library

Covers a wide variety of successful cases for doctors to study.

Orthodontist-Led Team

Ensure more accurate treatment plans.

Accurate, reliable and effective VinciSmile® 3D treatment plan.


2 Orthodontists with master degree



25+ 3D scheme designers

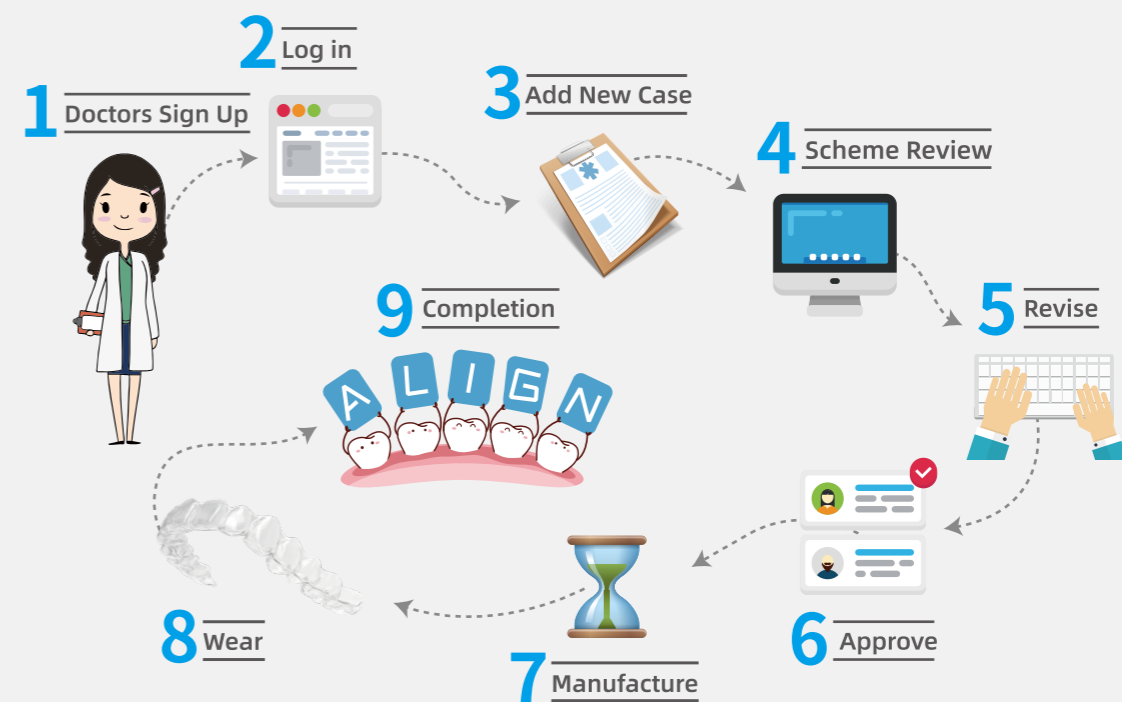


40+ Professional orthodontic team



Process of Clinical Application

3 days for 3D treatment plan design and 4 days for appliance manufacturing.





RESTORATIVE MATERIAL



HugeBond Universal FliPro

Light Cure Dental Adhesive

A leading innovation meeting all your expectations for a universal bonding.



**“EASY TO USE WITH
MANY INDICATIONS.”**

Indication

- Direct bonding under a light-cured composite or compomer fillings.
- Repair of dental restorations of ceramic, composites and metal alloys.
- Indirect dental restorations cementation with resin cement.
- Seal hypersensitive areas of teeth.

**8TH
GENERATION**

Universal Application

- Contains **MDP monomer** which enhances chemical adhesion to direct and indirect restorations.
- Suitable for various substrates.
- Compatible with all etching techniques, with cement of light-cured, self-cured and dual-cured.

Reliable Bonding

- Strong bonding strength no lower than 20MPa.
- Low film thickness around 3µm.
- Ultra-mild pH(PH=2.7) provides excellent dentin bond strengths and enamel bonds.

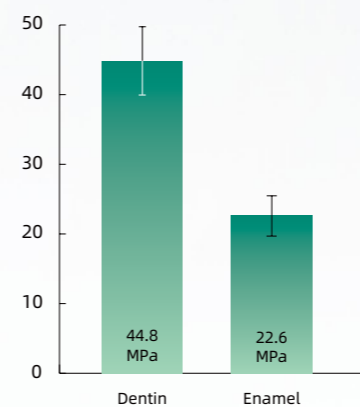
Excellent Operative Experience

- Low occurrence of microleakage prevents secondary caries.
- Flip-open design enables easy application with only one hand.
- Suction technique delivers drop control result, economizes on the output of HugeBond.

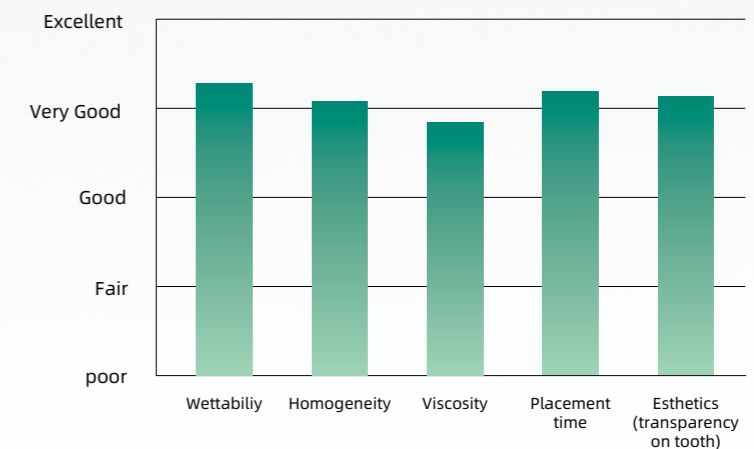
Evaluators' Comments

- “The ability to use a single bonding material for all styles and types of composites is very nice.”
- “The viscosity was thicker than most agents. I felt I had great coverage.”
- “The bottle design made it easy to get the amount you needed. Some bottle designs dispense more than what you need or want.”
- “Great consistency and clinical usability.”

DENTAL ADVISOR
Biomaterials Test Results:
Shear Bond Strength
Self-Etch Mode



Evaluation Summary:



P-Etchant

Phosphoric Acid Etching Gel

37% Phosphoric acid etchant with ideal consistency for accurate placement

Indication

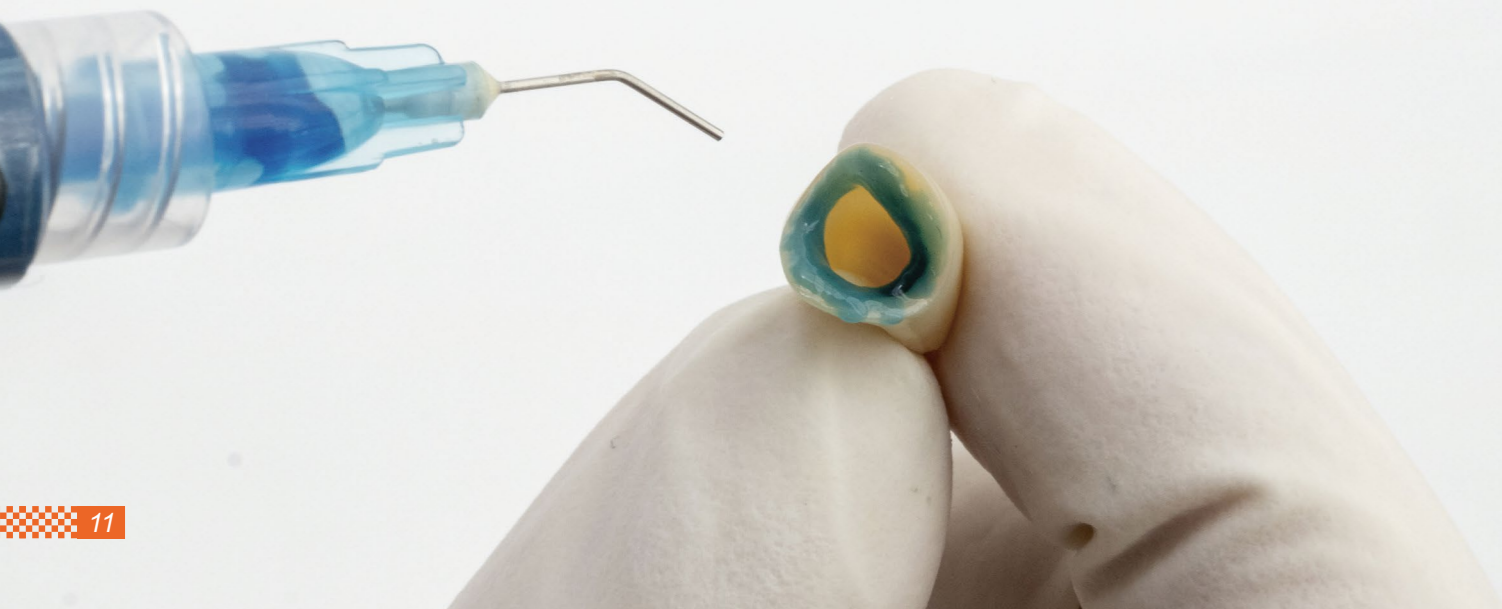
- Used for etching of tooth enamel and/or dentin.
- Used for cleaning of restoration surfaces prior to repairing or cementation.

Advantages

- Eliminate the surface dirt and fouling from enamel and dentin.
- Roughen the enamel and dentin surface effectively.
- Fully open dentine tubules, which is easier for adhesive to penetrate and form resin protrusion.
- Bright blue color can be easily differentiated from the tooth.
- Consistent material thickness ensures simple and effective application.
- It rinses perfectly, as it rinses off easily without leaving residue.
- Ideal viscosity, which makes precision placement easier and superior control.

Packaging

3ml*1 Syringe
10 Dispensing Tips



HF-Etchant

Hydrofluoric Acid Etching Gel

Reliable hydrofluoric acid etchant of 9% concentration

Indication

- Used for etching various types of resin bonded porcelain/ceramic restorations before the bonding and cementation procedure.

Advantages

- Used for etching pretreatment of restoration adhesion surface made of glass ceramics.
- It makes the restoration surface more rough and improved adhesion.
- It enhances mechanical interlocking force.

Packaging

1.2ml*1 Syringe
10 Dispensing Tips



TopCEM Ceramic Primer

Ceramic Coupling Agent

A Universal primer for conditioning all common restorative materials.

Around
25MPa
High Bonding Strength to
Glass Ceramics and Zirconia

Indication

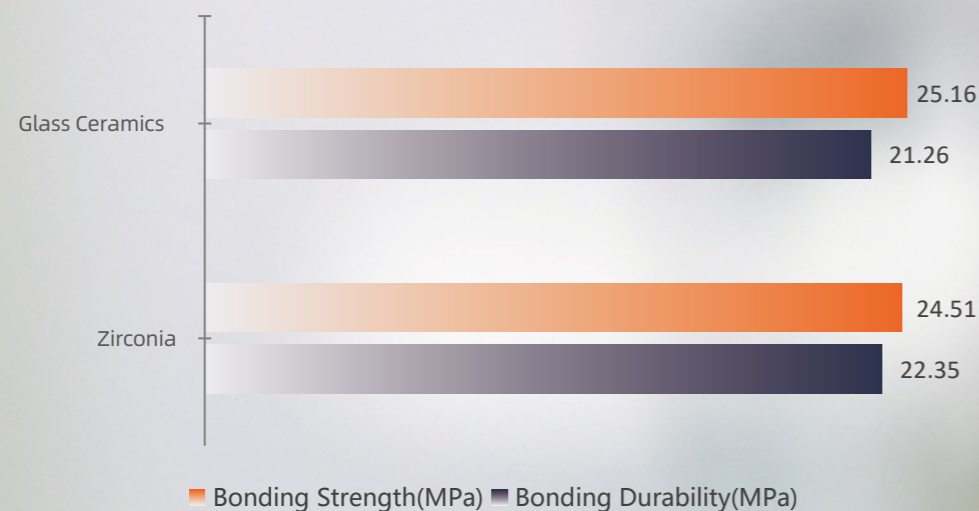
- Ceramic Coupling Agent serves as priming agent and is used to create a durable adhesion between luting composites and glass/oxide ceramic, metal, composite and fiber-reinforced composite restorations.

Advantages

- Quick solvent evaporation minimizes waiting time.
- Serving as a universal primer, suitable for multiple restoration interfaces.
- Simple operation, easy to apply, compatible with light cured or dual cured adhesive resin cements.
- Significantly improve the bonding strength between the resin cement and the restoration.

Packaging

5ml*1 Bottle



* Data from HUGE Dental lab.



TopCEM

Dual Cure Resin Cement

An all-rounder for all types of restorations and materials cementation.

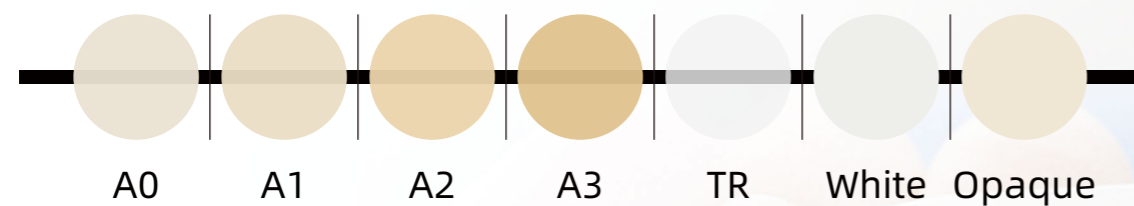
Indication

- Cementation of all sorts of dental restorations including crowns, bridges, inlays/onlays, veneers, dental posts and other restorations made from materials of metals/alloys, metal-ceramic, all-ceramic and/or porcelain, composites, and their combinations.

Advantages

- Dual cure offers flexible options.
- Sufficient working time and fast setting time.
- High flexural strength over 120MPa delivers a long-lasting adhesion.
- Low film thickness about 13µm.
- Low solubility and water absorption.
- Impressive radiopacity over 400% enables easier diagnosis, treatment, and monitoring of dental restorations at recall.
- Innovative PTHP technology mitigates the high temperature sensitivity, addressing potential premature curing issues during transportation.
- PTHP redox technology remarkably enhances the color stability, reduces color shifts before and after curing.

Shade



Technical Parameter

Flexural Strength/ MPa	123MPa
Film thickness/µm	13µm
Water Absorption/ µg/mm ³	16µg/mm ³
Solubility/ µg/mm ³	0.6µg/mm ³
Working Time	≥2min30sec
Curing Time	2min40sec~ 3min10sec

Bonding Strength(MPa)



Packaging

8g*1 Syringe



TopCEM Elite System

Universal Adhesive Cementation Solution

Indication

TopCEM Elite System is designed for cementation of all sorts of dental restorations including crowns, bridges, inlays/onlays, veneers, dental posts and other restorations, which are made of metals/alloy, glass ceramic, oxide ceramic (zirconia), metal-ceramic, all-ceramic, composites, and their combinations.


Packaging

6ml*1 bottle	HugeBond Universal FliPro Light Cure Dental Adhesive
8g*1 syringe	TopCEM Dual Cure Resin Cement
5ml*1 bottle	TopCEM Ceramic Primer Ceramic Coupling Agent
3ml*1 syringe	P-Etchant Phosphoric Acid Etching Gel
Accessories:	Intraoral mixers, dispensing tips, mixing pad, micro-brushes



Restoration Pre-treatment

• Porcelain/ glass ceramics restorations



1 Apply HF-Etchant to the restoration surface. Wait for 60sec.

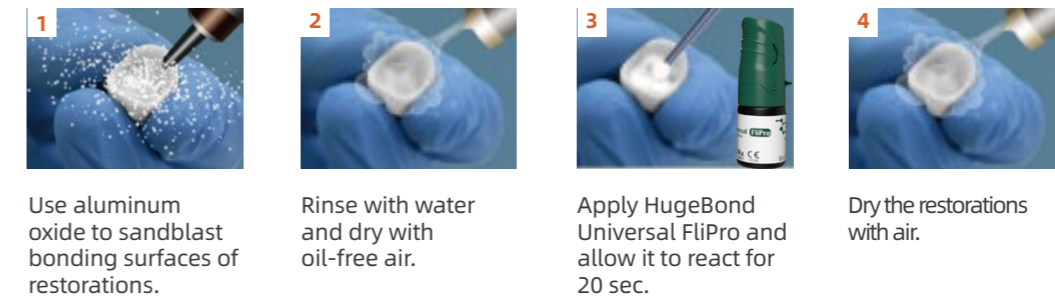
2 Rinse thoroughly with water for 10sec.

3 Dry with oil-free air.

4 Apply TopCEM Ceramic Primer to restoration inner surface. Wait for 60sec.

5 Dry the primed surface. *DO NOT TOUCH THE SURFACE WITH YOUR HANDS.

• Zirconia/ metal restorations



1 Use aluminum oxide to sandblast bonding surfaces of restorations.

2 Rinse with water and dry with oil-free air.

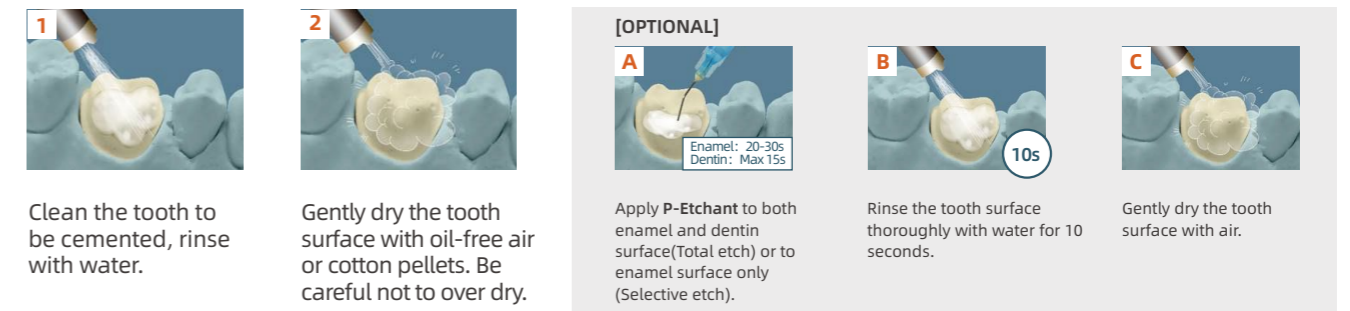
3 Apply HugeBond Universal FliPro and allow it to react for 20 sec.

4 Dry the restorations with air.

• Composite resin restorations

Follow the same procedure as "Zirconia/ metal restorations".

Tooth Pre-treatment



1 Clean the tooth to be cemented, rinse with water.

2 Gently dry the tooth surface with oil-free air or cotton pellets. Be careful not to over dry.

[OPTIONAL]
A Apply P-Etchant to both enamel and dentin surface (Total etch) or to enamel surface only (Selective etch).
Enamel: 20-30s
Dentin: Max 15s

B Rinse the tooth surface thoroughly with water for 10 seconds.

C Gently dry the tooth surface with air.

Bonding Agent Applying

Note: Do not light cure bonding agent on the indirect restoration.



1 Dry the tooth surface with oil-free air for 2-3sec. Be careful not to over dry.

2 Apply HugeBond Universal FliPro evenly in two coats for 20 sec.

3 Dry the tooth surface with oil-free air for 10-15sec to remove the solvent.

4 Light cure the tooth surface for 10sec.

Restoration Cementation

• Crowns, bridges, inlays, onlays, veneers



1 Place the 1:1 mixed TopCEM onto the primed surface of the restoration.

2 Seat the restoration on the tooth in position.

3 Light cure the excess cement in the margin for 2sec, remove and clean up.

4 Light cure each side of the restoration for 10sec, or wait for 4.5 min for self curing.

5 Finish and polish, adjust the occlusal.

TopCEM Veneer Cement

Light Cure Veneer Cement

Your best option which brings to optimal outcomes for prosthetic restorations.

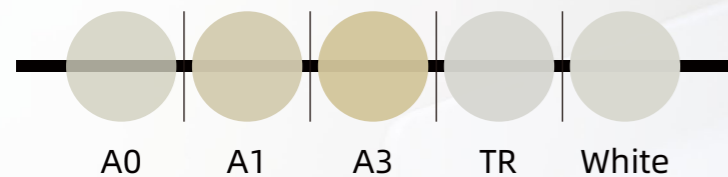
Indication

- Used for permanent cementation of veneer made from materials of porcelain/ceramic and composites.

Advantages

- 5 shades and 3 opacity options, satisfy all needs of esthetics, high translucency and shades covering.
- Light curing ensures colour stability.
- Impressive radiopacity, X-ray radiation resistance could be over 400%.
- High bonding strength, low water absorption and solubility, and impressive marginal fitness.
- Additional try-in gel ensures appropriate cement shade to fit in natural teeth.

Shade



Packaging

2.5g*1 Syringe
10 Dispensing Tips

TopCEM Try-In Gel

Veneer Try-in Gel

Delivers accurate shade matching to TopCEM veneer cement.

Indication

- Used to evaluate the shade and the matching of the restoration prior to permanent cementation.

Advantages

- Try-in pastes offer excellent color match to final cured cement.

Packaging

2g*1 Syringe
10 Dispensing Tips



400%
High Radiopacity

TopCEM Veneer System

Veneer Cementation Solution

Indication

TopCEM Veneer System is designed for permanent cementation of veneer made from materials of porcelain/ceramic and composites.

Packaging

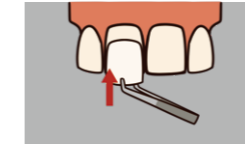
6ml*1 bottle	HugeBond Universal FliPro Light Cure Dental Adhesive
2.5g*5 syringes	TopCEM-Veneer Light Cure Veneer Cement
1.5g*5 syringes	TopCEM-Try In Veneer Try-In Gel
5ml*1 bottle	TopCEM Ceramic Primer Ceramic Coupling Agent
3ml*1 syringe	P-Etchant Phosphoric Acid Etching Gel
1.2ml*1 syringe	HF-Etchant Hydrofluoric Acid Etching Gel
Accessories	Dispensing tips, mixing pad, micro-brushes



01 Veneer Try In



Apply Try-in gel to veneer inner face.



Carefully seat the veneer without pressure.




Rinse the veneer thoroughly, then dry with air.

02 Pretreatment of Veneer Restoration

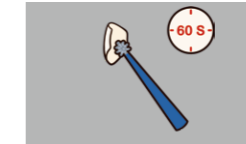
• Porcelain/ glass ceramic veneers



Apply a layer of HF-Etchant, wait for 60sec.



Rinse thoroughly for 10sec, then dry with air.

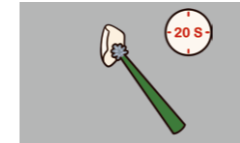


Apply two layers of TopCEM Ceramic Primer to veneer inner face, and wait for 60sec.




Dry the restoration with air.

• Composite resin veneers

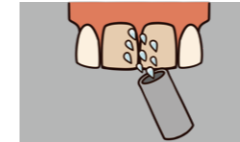


Apply HugeBond Universal FliPro and wait for 20sec.



Dry the restoration with air for 10sec.
*DO NOT LIGHT CURE.

03 Pretreatment of Teeth



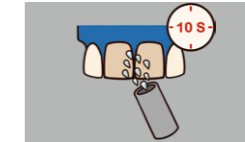
Rinse the teeth thoroughly, then dry with air.



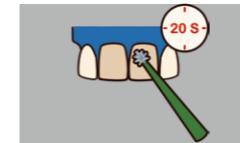
Isolate the teeth with rubber dam.



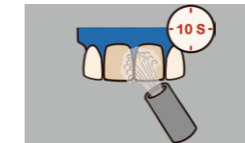
Apply P-Etchant to teeth surface.



Rinse the etched teeth for 10sec, then dry with air.

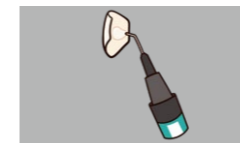


Apply HugeBond Universal FliPro to the teeth evenly, and rub it in for 20sec to ensure a shiny surface,

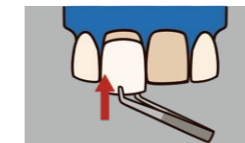


Dry with air for 10sec to remove the solvent.
*DO NOT LIGHT CURE.

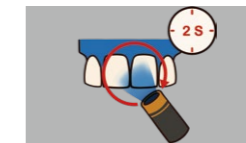
04 Veneer Cementation



Apply TopCEM-Veneer Cement.



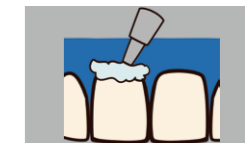
Seat the veneer in position.



Tack cure excess cement in the margin for 2sec.



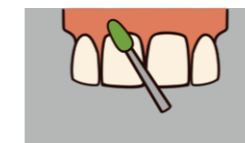
Remove and clean the excess cement.



Apply glycerin gel to the margins before final curing.



Final cure the cement for 20sec.



Clean up and polish.



Apply Pro Shield Fluor Protector to the teeth for postoperative protection.

TopCEM-RMGI

Resin Modified Glass Ionomer Cement-Luting

Meet all your expectations for a straightforward, flexible and predictable cementation.

Indication

- Cementation of porcelain-fused-to-metal (PFM) crowns and bridges
- Cementation of metal crowns, inlays and onlays
- All-zirconia strengthened core ceramic restorations
- Cementation of resin inlays, onlays, crowns and bridges
- Final cementation PFMS, metal crowns or all-zirconia strengthened core ceramic restorations to implant abutments

Simplified Operation

- No more need for adhesives, primers or conditioners.
- Tack curing ensures a quick and easy excess cement clean-up.
- Ideal consistency created for accurate placement.

Functional Result

- Continuous fluoride release prevents secondary caries.

Reliable Cementation

- Low film thickness for a marginal fit.
- High strengths delivers an ideal long-lasting cementation performance.

Packaging

8g*1 Syringe

Technical Parameter

Mixing Ratio (base:catalyst)	1:1
Working Time (minimum)	1min 30sec
Intra-oral Setting Time (maximum, from initial mix)	4min 30sec

Over **20MPa**
Reliable Bond to Zirconia



TopCEM Vigor SA

Self Adhesive Resin Cement

An innovation simplifies your path to restoration success.

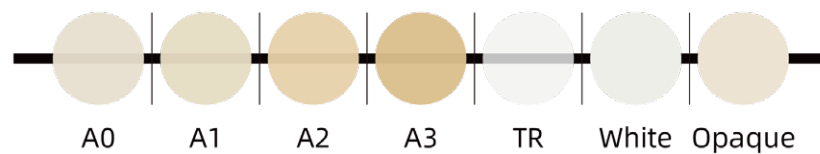
Indication

- Cementation of all-ceramic, composite, and metal crowns, bridges, inlays, onlays, dental posts; 2-3-unit Maryland bridges and 3-unit inlay/onlay bridges (contraindicated for patients with bruxism or periodontitis).
- Cementation of fiber posts.
- Cementation of all-ceramic, composite, and metal restorations on implant abutments.

Advantages

- Provides a time-saving one-step cementation solution, no need of adhesive
- Ultra-low film thickness about 8µm, ensures strong luting result
- High flexural strength over 100Mpa
- Low water absorption and solubility, delivers a long-lasting restorative result.
- Perfect viscosity for accurate placement, without runny mess in patients mouth
- 7 shades and 3 opacities provide aesthetics tooth-like restorative result.

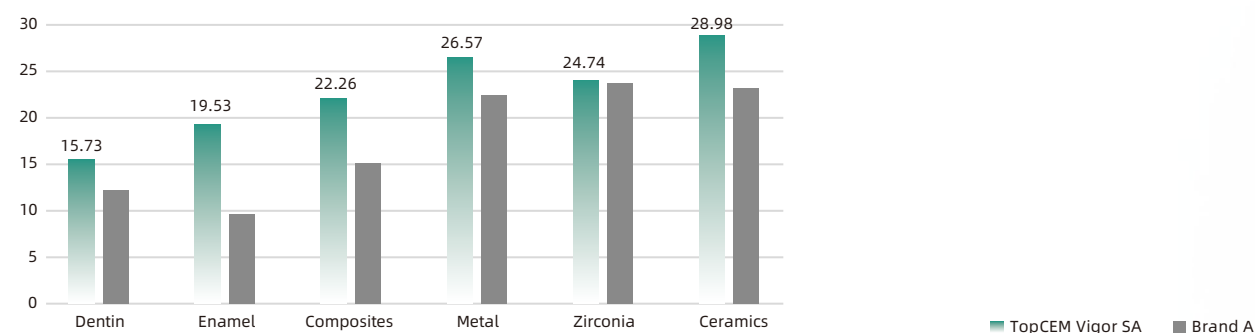
Shade



Packaging

8g* 1 Syringe

Bonding Strength(Light Curing)/ MPa



Technical Parameter

Flexural Strength/ MPa	113.6 MPa
Film Thickness/ µm	8.4 µm
Water Absorption/ µg/mm ³	27.8 µg/mm ³
Solubility/ µg/mm ³	0.6 µg/mm ³
Working Time	≥2min
Curing Time (self curing)	2min30sec-3min10sec



TrusFIL

Universal Composite Restorative

Stands out among restoratives due to its unexpected strength and polish retention.

Indication

- Direct anterior and posterior restorations (including occlusal surfaces);
- Core Build-ups;
- Splinting;
- Indirect restorations including inlays, onlays and veneers.

Impressive Longevity

- High flexural strength, low water absorption and solubility.
- Low polymerization shrinkage effectively prevents secondary caries.
- Zirconia filler enhances compressive strength.

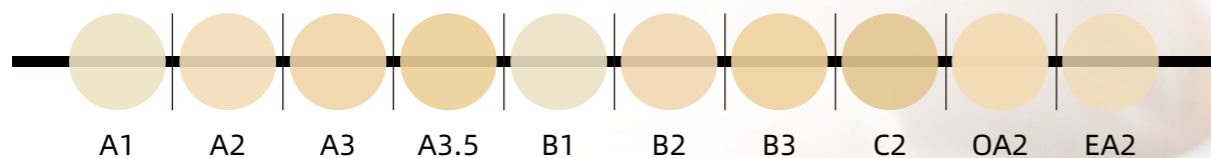
Easy Operation

- Shape easily, not sticky.
- Over 400% of high radiopacity for easier identification at recall.

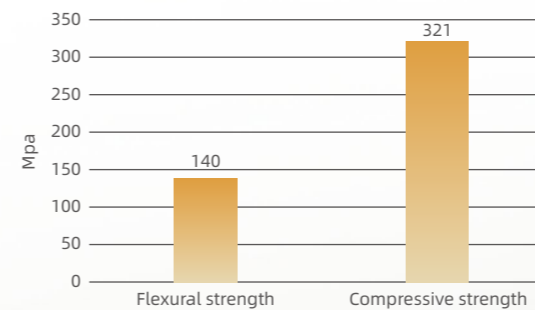
Natural Aesthetics

- 3 opacity and 10 shades provide natural tooth-like effect.
- High polishability and long-run gloss.

Shade



* Water absorption/ $\mu\text{g}/\text{mm}^3$	17/ $\mu\text{g}/\text{mm}^3$
* Water solubility/ $\mu\text{g}/\text{mm}^3$	0.7/ $\mu\text{g}/\text{mm}^3$
* Polymerization shrinkage/%	1.06%
* Depth of curing (A3 shade) /mm	2.49mm



Packaging

4g*1 syringe

* High compressive strength (321 MPa) makes composite strong enough to be placed in any class of cavity.

* Endures load in stress bearing areas due to high flexural strength (140 MPa).

TrusFIL-Flow

Flowable Composite Restorative

Features multi-shade aesthetics, satisfying viscosity, and self-leveling technology.

Indication

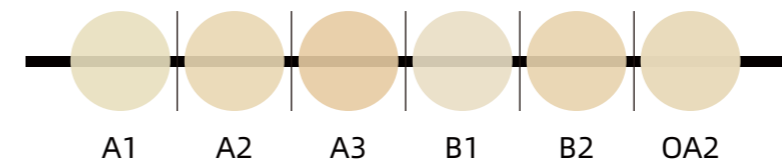
- Class III and V restorations.
- Restoration of minimally invasive cavity preparations (including small, non stress-bearing occlusal restorations).
- Base/liner under direct restorations.
- Repair of small defects in indirect restorations.
- Pit and fissure sealant.
- Undercut blockout.
- Repair of resin and acrylic temporary restorations.

Advantages

- Impressive physical and chemical properties guarantee durability.
- Superior flexural strength .
- Good rheological makes it easy to control accurately and be self-leveling.
- Multiple shades provide an ideal aesthetic effect.
- Low polymerization shrinkage.
- Over 300% X-ray radiopacity .

Flexural strength/Mpa	130Mpa
Water absorption/ $\mu\text{g}/\text{mm}^3$	19/ $\mu\text{g}/\text{mm}^3$
Water solubility/ $\mu\text{g}/\text{mm}^3$	0.48/ $\mu\text{g}/\text{mm}^3$
Depth of curing (A3 shade) /mm	2.9mm

Shade



Specification

2g*1 syringe+10 dispensing tips

130MPa
Impressive Flexural Strength



TrusFIL X-Blend

Universal Composite Restorative

ONE syringe for ALL ranges of teeth shades

Indication

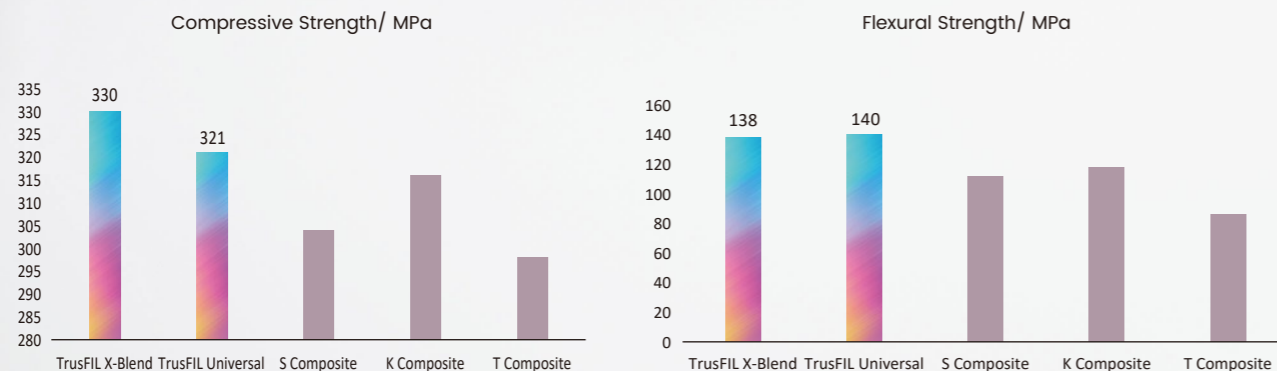
- Direct anterior and posterior restorations (including occlusal surfaces);
- Core Build-ups;
- Splinting;
- Indirect restorations including inlays, onlays and veneers.

Advantages

- No wasted shades with only one TrusFIL-Universal shade, changing your restoration routine.
- Take the guesswork out of finding the accurate shades matching patients' natural teeth.
- Exceptional longevity with low shrinkage of only 1.06%.
- Impressive physical properties due to TrusFIL Nanofiller technology.
- 3.5 mm depth of cure - saves time.
- Easy to polish, highly stain resistant with a high gloss.


Specification

4g*1 Syringe



TrusFIL X-Blend Technology

- Utilizing special fillers and innovative TrusFIL Technology, TrusFIL X-blend exhibits succeeds in covering all shades in only ONE universal shade composite with the Chameleon Effect.



Properties

Polymerization shrinkage/ %	1.06 %
Elastic Modulus/ GPa	11.5 GPa
Water Absorption/ $\mu\text{g}/\text{mm}^3$	18.2 $\mu\text{g}/\text{mm}^3$
Solubility/ $\mu\text{g}/\text{mm}^3$	0.5 $\mu\text{g}/\text{mm}^3$
Depth of Curing/ mm	3.5 mm



TrusFIL Restoration System

Universal Composite Restoration Solution

Indication

TrusFIL Restorative System is a highly aligned direct restorative system indicated for:

- Direct anterior and posterior restorations (including occlusal surfaces);
- Core Build-ups;
- Splinting;
- Indirect restorations including inlays, onlays and veneers.

Packaging

6ml*1 bottle	HugeBond Universal FliPro Light Cure Dental Adhesive
4g* 6 syringes	TrusFIL Universal Composite Restorative
3ml*1 syringe	P-Etchant Phosphoric Acid Etching Gel
Accessories	Dispensing tips, mixing pad, micro-brushes



UltraCore

Core Build-up Material

A real-dentin-like core build-up material, brings you utmost restorative results.

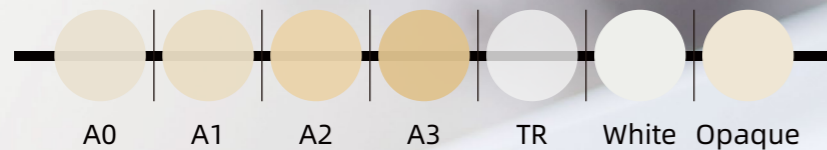
Indication

- Core build-up.
- Root post cementation.
- Permanent crown&bridge cementation.

Advantages

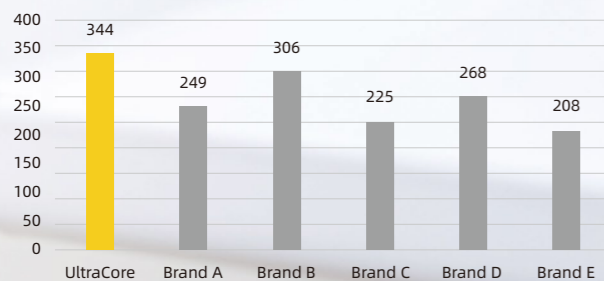
- Superior compressive and flexural strength.
- Cuts like natural dentin and matches natural tooth structure.
- Excellent viscosity guarantees optimal adaptation to the cavity walls and root posts.
- Ideal Ultra-thin film thickness (12.7µm) for cementing root posts.
- 7-shade options ensure natural tooth look.
- Dual curing techniques provide easier application in the root canal.

Packaging



Optimal Material for Core Build-ups

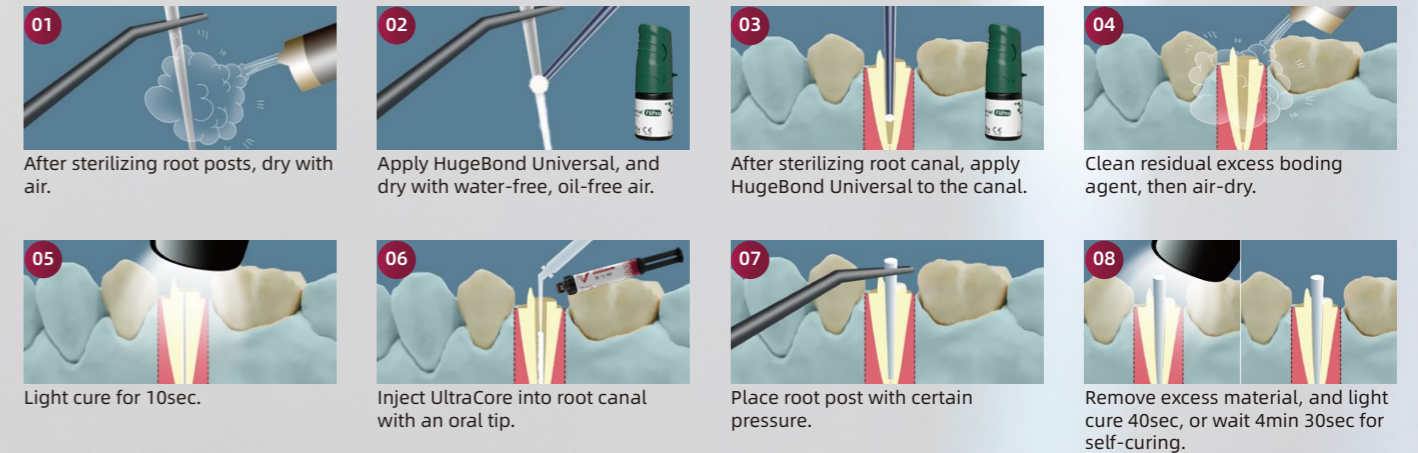
Compressive Strength/MPa



Flexural Modulus/ GPa



Root post cementation



Core Build-up



Proseal F

Enamel Coating Resin

A safe and painless way of protecting teeth from tooth decay.

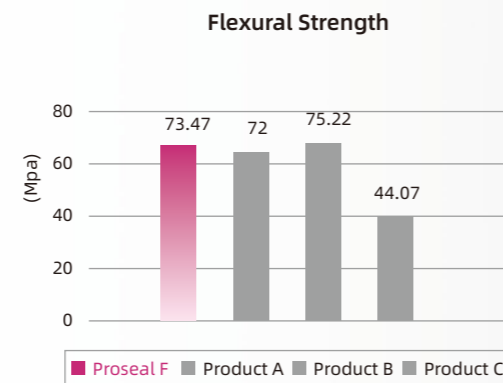
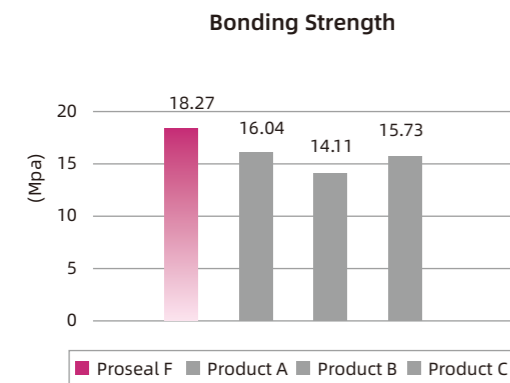
Indication

- Areas of pit and fissure sealing
- Filling and protecting enamel surface minor defects or suspicious early carious
- Infiltrating into enamel surface and covering underneath enamel structure

Advantages

- Sustained release of fluoride ions can prevent the occurrence of secondary caries.
- It shows pink before curing, and opaque white after curing.
- High bond strength and flexural strength.
- A large amount of fluorine, release for a long time.
- Little pungent odor.

Parameters



Operation Guide

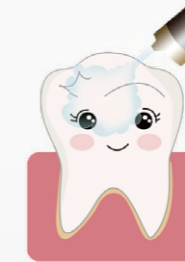
as Pit & Fissure Sealant



Prepare the tooth (Rinse and dry).



Etch the pit and fissures with P-Etchant Phosphoric Acid Etching Gel.



Rinse and dry.



Apply Proseal F to the tooth.



Light cure until Proseal F turns to opaque white colour.



Finish the prevention.

Packaging

- 1.5g*1 Syringe
- 10 Dispensing Tips



Pro Shield

Fluor Protector

An innovative varnish system with a stable suspension of sodium fluoride.

Indication

- For the prevention of recurrent caries, caries development, decalcification around orthodontic appliances, pit and fissure (occlusal) caries.

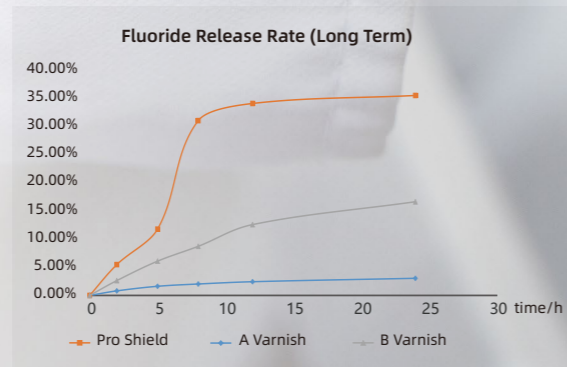
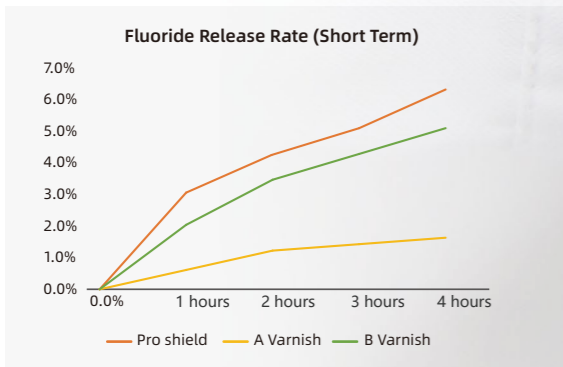
Advantages

- Long-lasting fluorine release —22,600 ppm sodium fluoride
- Stable performance in long term and higher temperature resistance
- Good taste for enhanced patient acceptance
- Unique packaging design facilitates clinical operation
- Light yellow color provides visual control

Packaging

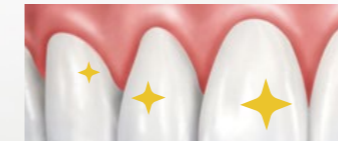
10g Tube
0.4g * 50 Kit

High Fluoride Release Capability Suitable for Kids and Adults



*Data from HUGE laboratory

Operation Guide



1. Make sure the areas to be treated are clean.



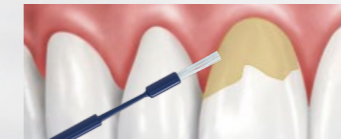
2. Remove excess saliva with triple syringe or cotton pellets.



3. Squeeze an appropriate amount of material from the tube.



4. Or apply the single dose directly.



5. Use the microbrush to apply a thin layer to the tooth surface.



6. Pro Shield forms a thin film on the tooth surface.

22,600 ppm
Sodium Fluoride

Pediatric Dental Solution

Caring for Children's Dental Health To benefit you and your young patients.

HUGE has a professional pediatric dental system. The range includes preventive, minimally invasive treatments and restorative products. All products have shown effectiveness and safety in clinical applications, helping children maintain good dental conditions and effectively treating children's dental diseases.

Why choose glass ionomer cement materials for children?

- Continuous and long-lasting fluoride release to prevent children's dental cavities
- Easy to operate and simple to apply clinically
- Excellent bonding strength to metal restorations. Can be used to bond prefabricated crowns

Prevention

To keep teeth healthy, small amounts of fluoride are needed during all stages of tooth growth. Especially for children, the prevention of dental cavities is very important. Several dental organizations and research reports recommend the professional use of fluoride restorative materials.

Diagnosis

Proseal F
Enamel Coating Resin



Pro Shield
Fluor Protector



Restoration

TrusFIL
Universal Composite Restorative



TrusFIL-Flow
Flowable Composite Restorative



Protection

Glass Ionomer Cement


Universal Enhanced Glass Ionomer System
Luting I · Filling I · LuFill HS



HugeBond Universal FliPro

Light Cure Dental Adhesive





PERFIT Putty

Elastomeric Impression Material

Indications

- The product is an addition-cure vinyl polysiloxane dental impression material that is used for all crown and bridge, edentulous, orthodontic and implant impression techniques.

Advantages

- Good linear dimensional stability.
- Excellent recovery after deformation.
- High tear strength and tensile strength.
- Available in normal set and fast set.



Technical Parameters

Technical Parameter	Putty	
	Normal Set	Fast Set
Type	Normal Set	Fast Set
Mixing Time	30s	30s
Working Time	1min30s	1min15s
Setting Time in oral cavity	3min00s	2min30s
Linear dimensional change (24 h)	>99.5%	
Recovery from deformation	<0.2%	
Shore A hardness (24 h)	≈67	
Color	Purple	

*Data from HUGE laboratory

Packaging
 250ml*1 Base
 250ml*1 Catalyst
 2 Measuring Spoons

Packaging
 250ml*1 Putty Base
 250ml*1 Putty Catalyst
 2 Measuring Spoons
 50ml*1 Light Body Cartridge

PERFIT Putty New

Elastomeric Impression Material

HUGE plans to launch a new series of impression materials. Among them, the Putty New feels softer, has a faster curing rate and higher hardness. And it has higher precision and is suitable for functional impressions such as implant impressions and full denture impressions.



Advantages

- **Easy Mix with soft handling.**
- Higher curing efficiency and better dimensional stability.
- Save time, the plaster model can be poured immediately.
- Easy to operate, not easy to stick to rubber gloves.
- **Scannable feature, can be used in digital process.**



PERFIT Heavy Body



Elastomeric Impression Material

Indications

- The product is an addition-cure vinyl polysiloxane dental impression material that is used for all crown and bridge, edentulous, orthodontic and implant impression techniques.

Advantages

- Easy and efficient operation.
- Good mixing quality, avoid bubbles.
- High precision and dimensional stability.
- High tear strength and tensile strength.
- Especially suitable for border molding.



Heavy Body/Dispenser-Mix

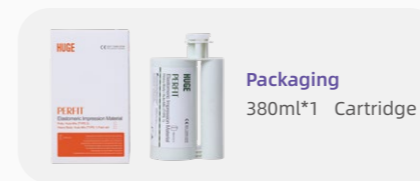


Heavy Body/Auto-Mix

Technical Parameters

Technical Parameter	Heavy Body/Dispenser-Mix		Heavy Body/Auto-Mix	
	Normal Set	Normal Set	Normal Set	Fast Set
Type	Normal Set	Normal Set	Normal Set	Fast Set
Working Time	2min00s	30s	2min00s	1min30s
Setting Time in oral cavity	3min30s	1min30s	3min30s	3min00s
Linear dimensional change (24 h)	>99.5%			
Recovery from deformation	<0.2%			
Shore A hardness (24 h)	≈68			
color	Blue		Green	

*Data from HUGE laboratory



Impression Technique

1. Double Step Technique
Recommended for all clinical restorations, crowns, bridges, inlays, onlays and implant impressions
2. Single Step technique
Recommended for implant impression



PERFIT Regular Body-Transparent

Elastomeric Impression Material

- For Clinical Application:
 1. Two-step impression technique with wash materials
 2. Light-curing guide for
 - a. Mock up restoration
 - b. Bonding of orthodontic brackets
 - c. Occlusal stamp for composite restorations
- For Lab Application:
 - Composite injection moulding technique



Extreme Transparency



No bubbles



Ideal Rigidity



High Aesthetic Results

Technical Parameters


Technical Parameter	Regular Body
Working Time	1min30s
Setting Time in oral cavity	3min00s
Shore A Hardness (24 h)	62
Color	Transparent

*Data from HUGE laboratory



Comparison

PERFIT Regular Body in comparison to competitors: From the comparison, it can be clearly seen that HUGE Regular Body has better transparency. And it rarely produces air bubbles and has high aesthetic effect.



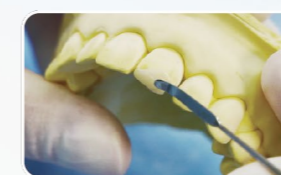
Clinical Application Case

The matrix created with PERFIT Regular Body achieves excellent aesthetics. In a short period of time, it can simplify clinical procedures and increase operational efficiency.

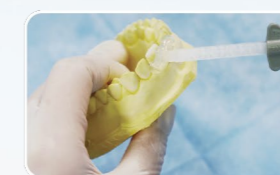
Indirect MOCK-UP Technology for aesthetic restoration



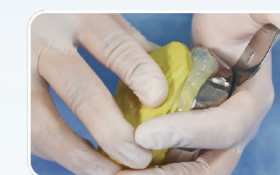
1. Prepare teeth and make the plaster model



2. Finish restoration with wax on plaster model




3. Apply Regular Body to the plaster mode



4. Use Regular Body to make transparent matrix



5. Fill the space with light-curing resins



6. Light cure the resin materials



7. Finish restoration after polishing

PERFIT Light Body



Elastomeric Impression Material

Indications

- The product is an addition-cure vinyl polysiloxane dental impression material that is used for all crown and bridge, edentulous, orthodontic and implant impression techniques.

Advantages

- Extraordinary flow property and stability.
- High hydrophilicity and outstanding thixotropy.
- Strong ability to reproduce details.
- Available in normal set and fast set.



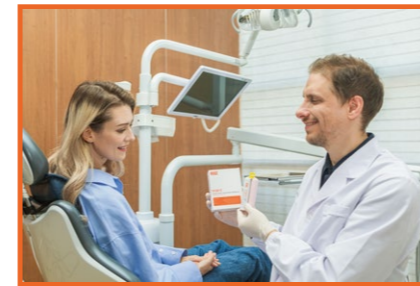
Technical Parameters

Technical Parameter	Light Body	
	Normal Set	Fast Set
Type	Normal Set	Fast Set
Working Time	2min15s	1min30s
Setting Time In Oral Cavity	3min30s	2min30s
Linear dimensional change (24 h)	>99.5%	
Recovery from deformation	<0.2%	
Shore A hardness (24 h)	≈56	
Color	Orange	

*Data from HUGE laboratory



Clinical Application



01. Choose PERFIT Light Body wash material



02. Apply the material on the initial impression and in the patient's mouth



03. Complete accurate impression

Impression results
can be stored for
28 days

PERFIT Heavy Body & Light Body Fast Set

Dental Advisor Evaluators' Comments

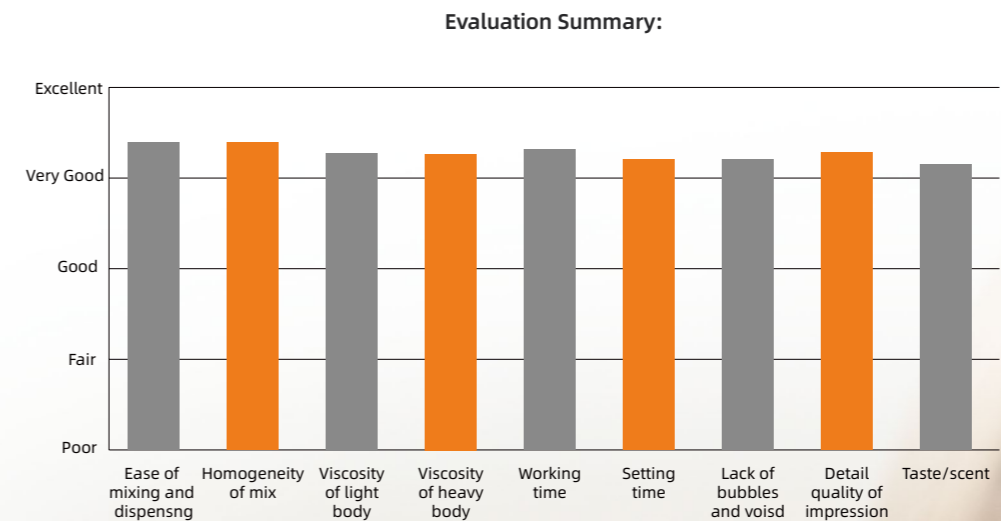
"The ease of loading and consistency of this impression material are very good."
 "Great detail and handling. Excellent hydrophilic property."
 "The color of the light body made it easy to read margin details."
 "I loved the set-up time!"
 "Pretty good setting time"
 "Very clean impressions, easy to express, hydrophilic and worked with our impression tips that seemed to give less bubbles"

"GREAT DETAIL AND HANDLING. EXCELLENT HYDROPHILIC PROPERTY."

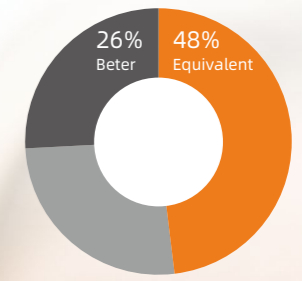


88% CLINICAL RATING

78% CONSULTANTS WHO WOULD RECOMMEND TO A COLLEAGUE



Compared to Competitive Products:



Specific Applications Solutions:

Compared with traditional two-step impression technique, Heavy Body&Light body benefits from its simple operation and excellent dimensional stability. We recommend it to be used as an impression tool for implant restoration and full denture restoration.



Unique Benefits:

- High hydrophilicity for precise and reliable impressions.
- High tear strength and tensile strength.
- Excellent linear dimensional stability help to maintain impression accuracy for up to 4 weeks.
- Good bio-compatibility safe to use for patients



Impression Kit

Versatile solutions

Widely used in on-line oral treatment like invisible orthodontic, teeth beauty and sports mouthguard.

HUGE standard package

- Putty Base 25g*4+ Putty Catalyst 25g*4
- Upper trays*2 + Lower trays*2
- Instruction for Use*1



Advantages



Total Solution Provider



Rich Customized Options



Reliable Quality

Customized Options

- 01** Full Solution Provider
Integrated product supply
- 02** Rich Customized Options
Diversified product configuration combination
- 03** Reliable Quality
Same material with HUGE Perfit



PERFIT Bite Registration

A-Silicone for Bite Registration

Indications

- A-Silicone for Bite Registration is indicated for making occlusal registrations.

Advantages

- Accurate bite record with high hardness.
- High rigidity and easy trimming.
- Excellent dimensional stability.
- Whipped-cream-like consistency.



Technical Parameters

Technical Parameter	Bite Registration	
	Normal Set	Fast Set
Type	Normal Set	Fast Set
Working Time	30s	12s
Setting Time In Oral Cavity	1min30s	45s
Shore A Hardness (24 h)	90	
Color	Light Blue	

*Data from HUGE laboratory



PERFIT Bite Registration-Transparent

A-Silicone for Bite Registration

The new Transparent Bite Registration is coming. It is suitable for:

- Long-lasting bite registration material.
- Occlusal stamp for light curing composite restorations.
- Transfer matrix for fixing of brackets.
- Mock up Restoration.



Advantages

- High hardness and easy to trim.
- Excellent transparency, almost no bubbles.
- Direct visual control of the intended occlusion.

Technical Parameters

Technical Parameter	Bite Registration-Transparent
Working Time	30s
Setting Time In Oral Cavity	1min30s
Shore A Hardness	70
Color	Transparent

*Data from HUGE laboratory

90 Shore A High Hardness



Soft Denture Relining Materials

Elastomeric Impression Material

Indications

For permanently soft relining of partial or full dentures

- To relieve tenderness
- Close the space between the palatal fibrillation line and the base
- Prevents denture warping and increases denture retention
- To cushion sharp alveolar processes

Advantages

- Easy to use.
- Elastic memory makes the prosthesis more stable.
- Absorbs chewing load.
- Saves chair time and allows patients to feel comfortable immediately.

Technical Parameters

Soft Relining material		Primer	
Working time	1:45	Drying Time	1:00
Setting Time	5:00	Varnish	
Shore A Hardness	40	Working Time	1:00
Colour	Pink	Setting Time 23°C	10:00

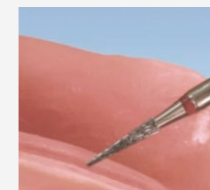
*Data from HUGE laboratory

Packaging

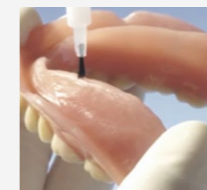
Soft Relining material: 50ml Cartridge
 Primer: 10ml /Bottle
 Varnish:5ml base, 5ml catalyst /Bottle



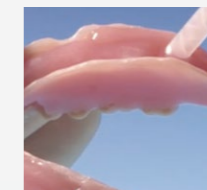
Recommended Use-Clinical Side



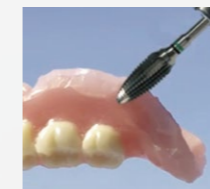
1. Preparation



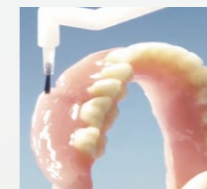
2. Apply Primer



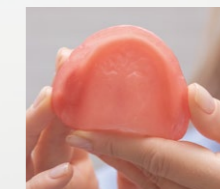
3. Apply Soft Relining Materials



4.Trim



5. Apply varnish (Mixing ratio 1:1)



Complete Restoration



PERFIT Tray Adhesive

Impression Accessory

Indication

-To offer reliable adhesion between impression tray and silicone impression material.

Advantages

- Suitable for A Silicone and C Silicone
- Easy to apply and handle
- Short setting time after application
- Blue colour visual control

Drying Time

3 minutes



Packaging

10ml/bottle

Operation Guide



01



02

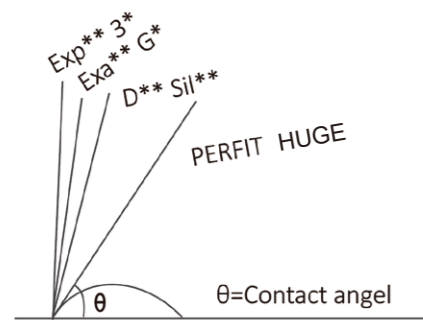
- Apply a uniform layer onto the tray and drying at least for 3 minutes.
- Apply the silicone impression material.



Advantages

Precise · Professional · Efficient

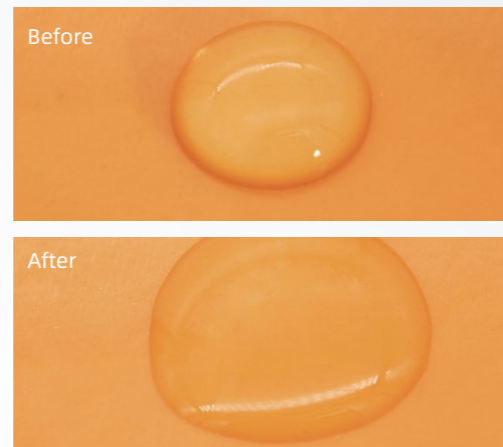
Waterdrop Test ▼



Contact angles of Light body with different brands

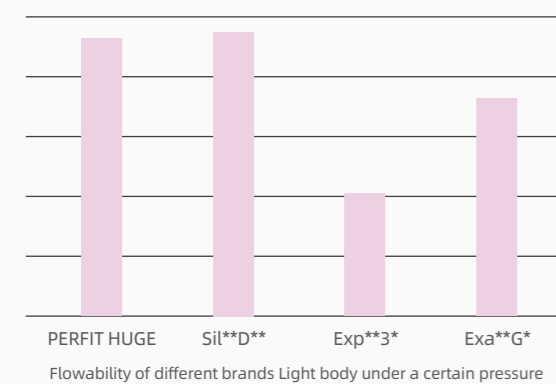
Excellent hydrophlicity helps obtain the details quickly and reduce the risk of bubble formation,thus guarantee a high level of precision.

Hydrophilicity test in 2 secs




*According to HUGE laboratory test results

Flowability Test ▼



Flowability of different brands Light body under a certain pressure



*According to HUGE laboratory test results

Drip Test ▼

Outstanding thixotropy ensures a better clinical experience.

High flowability allows to reach the less accessible spaces of the gingival sulcus



HUGE Sil**D** Exp**3* Exa**G*

PERFIT Light Body

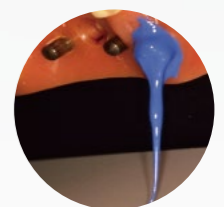


Thixotropy Test Under Static Condition



PERFIT Light Body

VS



Other Brand

*According to HUGE laboratory test results

Silicone Impression Material

	Dispensing system	Standard Package	Accessory	
Putty		250ml*2		
Light Body		50ml*2		
Heavy Body Dispenser-Mix		50ml*2		
Bite Registration		50ml*2		
Regular Body		50ml*2		
Heavy Body Auto-Mix		380ml*1		

Stable

No deformation up to 4 weeks

Due to excellent linear dimensional stability, impressions made from PERFIT are very stable and can be stored for up to 4 weeks without deformation.

Excellent silicone impression material will keep the impression dimensional change rate $< 0.2\%$. This is an important condition for obtaining accurate impressions. As a result, the technician can create a more precise restoration based on the impression.





DA DENTAL ADVISOR™
Product insights you can trust.

Implant Impression Solution

HUGE is dedicated to implant restoration and has a complete product line from clinical products to laboratory materials. Precise impression-taking is one of the important steps in the process of implant restoration. A tight fit between the impression material and the impression post is required to achieve an accurate recording of the seating orientation of a restoration, whether an open tray impression technique or a closed tray impression technique.



PERFIT IMPLANT IMPRESSION WORKFLOW

Precise impression-taking



Temporary restoration





Full Denture Impression Solution

Full denture restoration requires high accuracy of impressions. Elastic impression materials are suitable for edge shaping, which is beneficial to better capture the details of the patient's mouth. Applying bite registration materials to record the horizontal bite relationship is also a necessary process for full denture restoration. HUGE provides dentists with excellent products and services to complete full denture restoration.



PERFIT Full DENTURE IMPRESSION WORKFLOW

Precise impression-taking



Full denture restoration

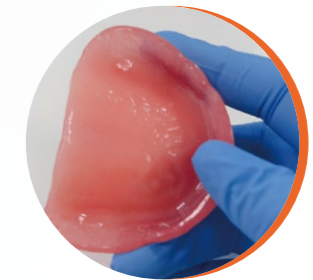
HUGE Soft Denture Relining Materials Kit

For permanently soft relining of partial or full dentures


Soft Relining material: 50ml Cartridge

Primer: 10ml / Bottle

Varnish: 5ml base, 5ml catalyst / Bottle



GLASS IONOMER CEMENT



Glass Ionomer Cement

- Excellent biocompatibility and good tissue response
- Easier to clean than resin-bonded materials
- No etching or bonding required for fast, easy and simple application
- Ideal products for pediatric, geriatric and special needs patients



Indications		Luting I	Filling I	LuFill HS
Inlay/Onlay/ Crown/Bridge	Ceramic/Glass Ceramic	●		●
	Oxide Ceramic	●		●
	Metal/Metal-Based	●		●
	Composite Resin			
Post/Screw	Metal	●		●
	Oxide Ceramic	●		●
Orthodontic Bands		●		●
Primary Teeth			●	●
Class III, V and Limited Class I Cavities			●	●
Base Lining			●	●
Core Build-Up			●	●
Atraumatic Restorative Treatment			●	●
Cavity of Unstressed Area			●	●

Glass Ionomer Cement

Luting I

A truly biocompatible, quick-set, contemporary luting glass ionomer cement that ensures reliable and long-lasting restorations.

Advantages

- Chemically bond to tooth structure for excellent edge sealing
- Excellent biocompatibility and good tissue response
- Optimum thixotropy and ideal film thickness (12µm)
- Excellent bonding strength (>6MPa)
- Easier to clean than resin-bonded materials

Technical Parameters

Luting I	
Mixing Time	45s
Working time	2min10s
Net setting time	3min05s
Film thickness	12µm
Compressive strength	>150 MPa

*Data from HUGE laboratory

Packaging

- 30g powder + 25g liquid +1 measuring spoon + 1 mixing pad
- 10g powder + 10g liquid +1 measuring spoon + 1 mixing pad

Product color after curing



14±2 µm
Ideal Particle Size

Glass Ionomer Cement

Filling I

A true self-adhesive, bulk filling glass ionomer cement that ensures reliable and long-lasting restorations.

Advantages

- Easy to mix and provides good operation experience
- High compressive strength (>180MPa)
- Ideal particle size distribution
- Continuous fluoride releasing
- Unique color system provides good aesthetic effect
- X-ray radiopacity

Technical Parameters

Filling I	
Mixing Time	45s
Working time	2min20s
Net setting time	2min45s
Compressive strength	>180 MPa

*Data from HUGE laboratory

Packaging

- 15g powder + 12g liquid +1 measuring spoon + 1 mixing pad
- 5g powder + 5g liquid +1 measuring spoon + 1 mixing pad

Available in Shade A1,A2,A3

*HUGE unique color system



7.0 μm
Average
Particle Size

Glass Ionomer Cement

LuFill HS

A truly self-adhesive, **high-strength** universal glass ionomer cement that ensures a reliable, long-lasting restoration.

Advantages

- Easy to mix and provides good operation experience
- High compressive strength (>200MPa)
- Low stickiness to appliance
- Continuous fluoride releasing
- Universal Vita color system provides good aesthetic effect
- X-ray radiopacity

Technical Parameters

Technical Date	LuFill HS	
	For Luting	For Filling
Mixing Time	45s	45s
Working time	2min10s	3min00s
Net setting time	3min15s	2min45s
Film thickness	13µm	/
Compressive strength	/	>200MPa

*Data from HUGE laboratory

Packaging

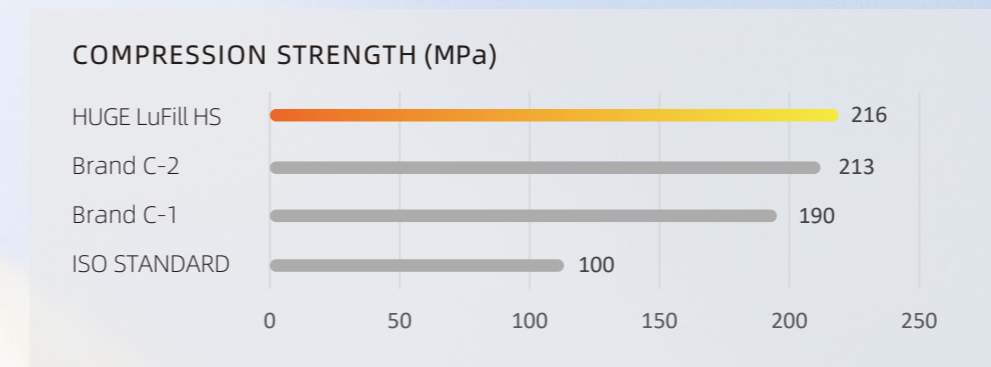
- 30g powder + 25g liquid +1 measuring spoon + 1 mixing pad
- 10g powder + 10g liquid +1 measuring spoon + 1 mixing pad

Available in Shade A2,A3,A3.5

*Vita color system



Technical Parameters




>200MPa
Compressive Strength

GLASS IONOMER CEMENT CAPSULE

Luting I • Filling I

HUGE Glass Ionomer Cement Capsules, the new packaging is easier to mix and convenient to operate. It still maintains the excellent performance of traditional GIC. It is available in Filling and Luting.


Operation guide



1. Shake or tap to loosen powder.



2. Depress plunger, hold down 2 seconds.



3. Mix for 10 seconds.



4. Two clicks to prime capsule then syringe slowly.

COMING SOON



Universal Application

It is available in Luting I and Filling I and has clinically proven performance.



Fast and simple

Capsule packaging is easy and quick to use.



Ideal consistency

Perfect mix ratios optimize flow, cavity fit, reduce voids and ensure strongest chemical adhesion.



High compressive strength(>180MPa)

The precise ratio of powder and liquid ensures maximum physical properties, resulting in a stronger, more durable restoration.




Convenient and consistent

The same predictable result each and every time.

Packaging

Luting I Capsules : 50 capsules/Box

Filling I Capsules : 50 capsules/Box



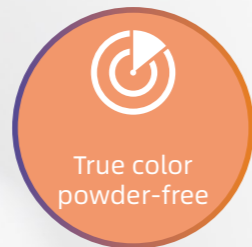

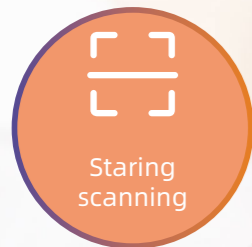
INTRAOURAL SCANNER



Realistic color scanning

to help show a more detailed 3D image of the teeth

A powder-free intraoral scanning device can display the teeth details in a high-definition natural view based on video dynamic intraoral scanning. Staring 3D light structure scanning technology, high-speed and anti-shaking performance AI technology makes you enjoy the smart experience and smooth scanning. Intelligent tracking technology ensures fast recovery scanning of any oral position.

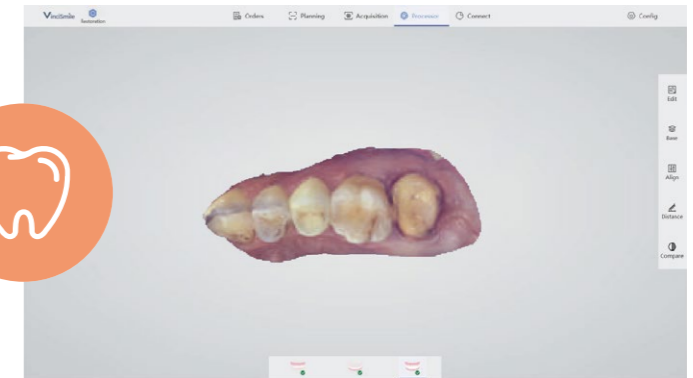


Multiple scanning heads, Infinite options

Multi functionality, safe and reliable, universal data format

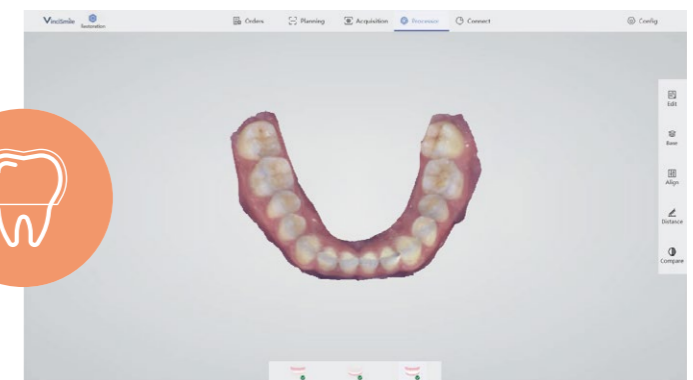
Restoration

Accurate and clear shoulder edge guarantees more efficient design. True color scanning can effectively distinct the gums and tooth structure. Fast scanning results permit immediate restoration.



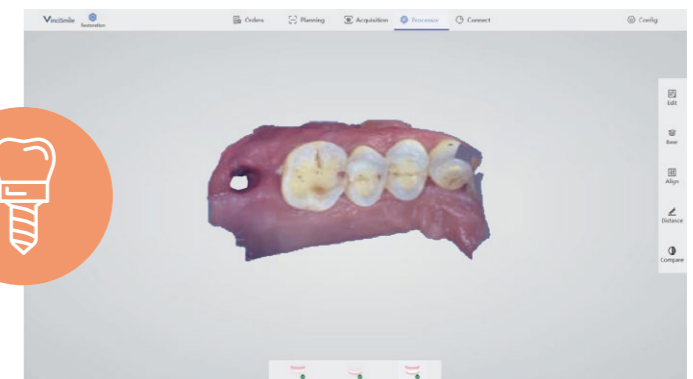
Orthodontics

The full dentition scan has high accuracy and restores the true shape of the dental arch. Immediate treatment plan, low time-cost.



Implant

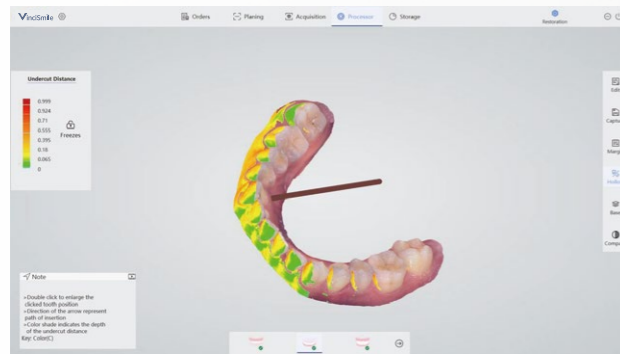
Fast scanning speed, accurate scanning metal positioning rod. Great scanning depth, available 3mm data under cuff. Improved experience, no repeated scanning.



Software Highlights

Transmission in One-Click

Coming Soon



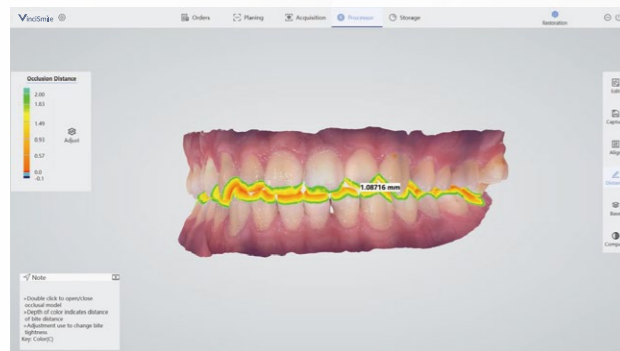
Undercut Area Analysis

It allows to check the undercut at different perspectives. The undercut area will be marked with gradient color.



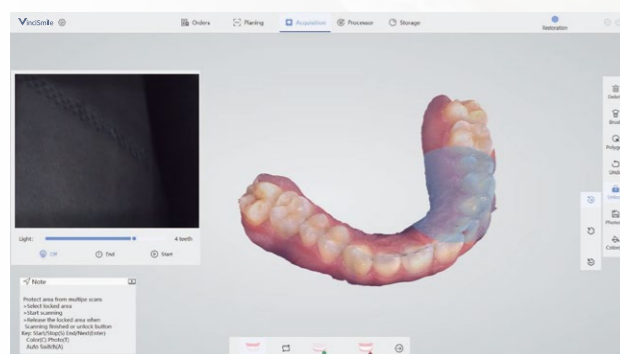
Align

Recalculate the current occlusion relationship.



Distance

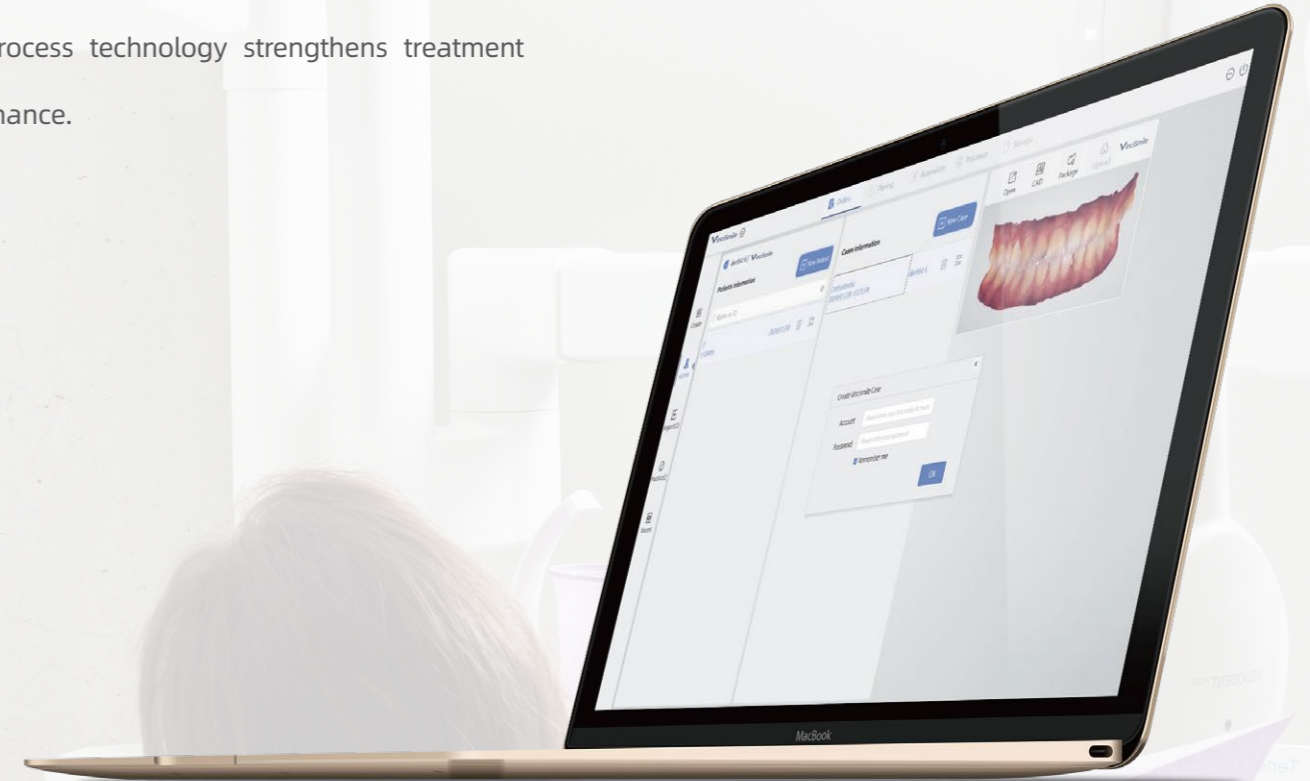
It allows to calculate the occlusal distance and show the result, and to separate the upper and lower jaw to check the distance.



Lock Area

It is used to protect the area that you do not want to change during the scanning process.

Transmit your scanning data within the software, it's high-efficient and time-saving. The real-time data process technology strengthens treatment performance.



ANALYTICS



REAL-TIME



USER-FRIENDLY
HMI

Accurate, Precise, and Fast

Bring an unprecedented digital scanning experience



AI technology improves intelligent scanning experience.



Clear cervical margin, vivid color and high precision.



A variety of scanning tips to meet various complex cases.



Fast scanning speed, easy to use.



Portable and micro device, easy to operate.



Powder free for true color scanning.

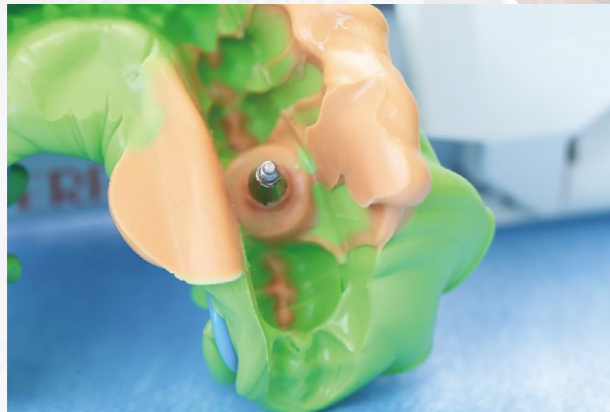
HUGE Scanner	Traditional impression
<p>✓ Short treatment period</p> <p>Data can be obtained directly, 1 minute to take full mouth model.</p>	<p>Long treatment cycle</p> <p>It takes 5-10 minutes for impression and usually takes 1-2 weeks to complete the dental restoration. The rework rate is high.</p>
<p>✓ High data accuracy</p> <p>High accurate scanning data, and it is convenient for data storage and trace.</p>	<p>Low data accuracy</p> <p>Indirectly data access through multiple processes, e.g. impression, reversal, and scanning, which reduces the accuracy of data.</p>
<p>✓ Comfortable</p> <p>Short mouth opening time, no abnormal sensation in the mouth, and available to be paused at any time.</p>	<p>uncomfortable</p> <p>Long patient's mouth opening time impacts impression taking experience, and the abnormal sensation will lead to nausea and vomiting.</p>
<p>✓ Informative</p> <p>The visual digital model can help analyze and simulate intraoral changes in time, such as tooth wear, gingival recession, etc.</p>	<p>less information</p> <p>It is impossible to observe the dynamic changes based on the single static model data.</p>

HUGE Smart	Specification
Technology	Staring Scanning with Coded Structure Light
Anti Fog System	Intelligent Heating
Accuracy	≤ 7μm
Precision	≤ 5μm
Handpiece Weight	138g (192g with cable)
Handpiece Dimension	221×27×25mm
Handpiece Enclosure	High-Strength Aviation Aluminum Alloy
Scan Field	18×16mm
Scan Depth	0-20mm
True Color	Full HD
Tips	6
Tip Autoclave	50-100 times
Scanning Control	Button
Motion Sensing	Support
Cooling	Turbo Fan
Calibrator	Automatic
Data Interface	USB3.0
Cable Length	1.85m



HUGE provides scenario-based solutions

HUGE is dedicated to clinical aesthetic restoration, providing dentists with a comprehensive portfolio of high-quality materials and professional clinical solutions.



Implant Restoration Solutions

HUGE focuses on implant solutions. From initial impressions to temporary restorations and final restorations, HUGE will be your most reliable partner.



Prevention and caries infiltration

Effective prevention is a priority, especially in the field of dentistry. HUGE has been focusing on the prevention of caries, especially the early protection of children's teeth.

We are here for you. HUGE

- All products of HUGE brand are carefully produced, strictly controlled and certified.
- Please believe that we have the ability to provide you with safe, reliable and high-quality clinical products.

Welcome to visit HUGE official website and store:

www.hugedental.com


FDA Approved CE 1639 ISO 13485:2016



HUGE promises professional training

As a partner of dentists, HUGE aims to support you in all aspects, including product solutions and practice-related professional training activities.

With a professional R&D and clinical team, HUGE has carried out a variety of themed activities for clinical applications.



All Knowledge. All Free.

HUGE provides a variety of educational videos and live online courses, introducing HUGE's products and scientific background, and providing professional operation guidance.



Contact us for more details if you want to know.

<p>HUGE Regular Body(Transparent) Operation Guide 2</p>	<p>HUGE Regular Body(Transparent) Operation Guide 1</p>	<p>Huge Clear Aligner OEM Service</p>	<p>HUGE Bite Registration Silicone Operation Guide</p>